

Royaume du Maroc

Ministère délégué auprès du Ministre
de l'Énergie des Mines de l'Eau et de
l'Environnement, chargé de l'Eau
Direction de la Météorologie Nationale



المملكة المغربية
الوزارة المنتدبة لدى وزير
الطاقة و المعادن و الماء و البيئة
المكلفة بالماء
مديرية الأرصاد الجوية الوطنية

SEASONAL FORECAST OUTLOOK for RCC-North Africa APRIL-MAY-JUNE 2015 issued MARCH 2015

Seasonal forecast outlook for North Africa RCC domain is based on the ARPEGE-Climat coupled model output jointly with seasonal forecasts issued from ECMWF, UK Met-Office and IRI. The ARPEGE-Climat coupled model is running at MAROC-METEO super-computer each month to elaborate seasonal ensemble forecasts. Sets of 27 forecasts are initialized by 9 atmospheric analysis, taken from ECMWF database, and 3 ocean analysis (PSY2G3R3) issued from MERCATOR center.

We also try to exploit the sources of predictability contained in the sea surface temperature (SST) by statistical methods when it is possible. We note, however, that this influence is not the same from one region to another or throughout all the year.

NB: All dynamical forecasts are experimental.

































Synthesis:

The analysis of current circulation, sea surface temperature and dynamical/statistical models outputs show probably for April-May-June 2015:

- For temperature:
 - ✚ Above normal conditions over north African countries excepted the interior of Morocco

NB: Precipitation forecasts are given for September to May (the main rainy season). Temperature forecasts are given for January to December.

**Tables summarizing seasonal temperature forecast for April-May-June 2015
in North Africa**

Model/multi-model	Morocco	Algeria	Tunisia	Libya	Egypt
<i>ARPEGE-Climat</i>	 C  Elsewhere	 NE  Elsewhere		 N  Elsewhere	
<i>ECMWF</i>	 C  Elsewhere	 N  Elsewhere			
<i>UK Met-Office</i>	 N  S				 SE  Elsewhere
<i>IRI</i>					
<i>Statistical model</i>					
Synthesis	Probably above normal conditions in the center	Probably above normal conditions	Probably above normal conditions	Probably above normal conditions	Probably above normal conditions

Legend



Below-Normal



Normal



Above-Normal



No special scenario

N :North ; S:South ; W:West ; E:East ; C:center