

Royaume du Maroc

Ministère délégué auprès du Ministre  
de l'Énergie des Mines de l'Eau et de  
l'Environnement, chargé de l'Eau  
Direction de la Météorologie Nationale



المملكة المغربية  
الوزارة المنتدبة لدى وزير  
الطاقة و المعادن و الماء و البيئة  
المكلفة بالماء  
مديرية الأرصاد الجوية الوطنية

**SEASONAL FORECAST OUTLOOK BULLETIN  
for WMO NORTH AFRICA RCC domain  
Season: JANUARY-FEBRUARY-MARCH 2015  
Issued: December 2014**

Seasonal forecast outlook for North Africa RCC domain is based on the ARPEGE-Climat coupled model output jointly with seasonal forecasts issued from ECMWF, UK Met-Office and IRI. The ARPEGE-Climat coupled model is running at MAROC-METEO super-computer each month to elaborate seasonal ensemble forecasts. Sets of 27 forecasts are initialized by 9 atmospheric analysis, taken from ECMWF database, and 3 ocean analysis (PSY2G3R3) issued from MERCATOR center.

We also try to exploit the sources of predictability contained in the sea surface temperature (SST) by statistical methods when it is possible. We note, however, that this influence is not the same from one region to another or throughout all the year.

*NB: All dynamical forecasts are experimental.*





























**Synthesis:** The analysis of current circulation, sea surface temperature trends, patterns, dynamical/statistical models outputs show probably for January-February-March 2015 :

- For temperature:
  - ✚ Normal to above normal conditions over Morocco, Algeria and Tunisia
  - ✚ Above normal conditions over Libya and Egypt
- For precipitation:
  - ✚ Normal conditions over Morocco, Algeria, Tunisia
  - ✚ Normal to below normal conditions over Libya.

**NB: [Precipitation forecasts are given for September to May \(the main rainy season\). Temperature forecasts are given for January to December.](#)**

**Tables summarizing seasonal forecast for January-February-March 2015  
in North Africa**

**1. Seasonal temperature forecast**






























<b>Model/multi-model</b>	<b>Morocco</b>	<b>Algeria</b>	<b>Tunisia</b>	<b>Libya</b>	<b>Egypt</b>
<i>ARPEGE-Climat</i>		 E&C  Elsewhere	 N  S		
<i>ECMWF</i>	 N&W  Elsewhere				
<i>UK Met-Office</i>					
<i>IRI</i>					
<i>Statistical model</i>					
<b>Synthesis</b>	<b>Probably normal to above normal conditions</b>	<b>Probably normal to above normal conditions</b>	<b>Probably normal to above normal conditions</b>	<b>Probably above normal conditions</b>	<b>Probably above normal conditions</b>

**Legend**



N :North ; S:South ; W:West ; E:East ; C:center

## 2. Seasonal precipitation forecast

Model/multi-model	Morocco	Algeria	Tunisia	Libya	Egypt
<i>ARPEGE-Climat</i>					
<i>ECMWF</i>	 N  S	 N  S	 N  S	 N  S	 N  S
<i>UK Met-Office</i>	 to 	 C  Elsewhere	 N  S	 to 	
<i>IRI</i>					
<b>Synthesis</b>	<b>Probably normal conditions</b>	<b>Probably normal conditions</b>	<b>Probably normal conditions</b>	<b>Probably normal to below normal conditions</b>	<b>Probably normal to below normal conditions</b>

### Legend



N : North ; S: South ; W: West ; E: East ; C: Center