

Royaume du Maroc

Ministère délégué auprès du Ministre
de l'Énergie des Mines de l'Eau et de
l'Environnement, chargé de l'Eau
Direction de la Météorologie Nationale



المملكة المغربية
الوزارة المنتدبة لدى وزير
الطاقة و المعادن و الماء و البيئة
المكلفة بالماء
مديرية الأرصاد الجوية الوطنية

**SEASONAL FORECAST OUTLOOK BULLETIN
for WMO NORTH AFRICA RCC domain
Season: MARCH-APRIL-MAY 2015
Issued: FEBRUARY 2015**

Seasonal forecast outlook for North Africa RCC domain is based on the ARPEGE-Climat coupled model output jointly with seasonal forecasts issued from ECMWF, UK Met-Office and IRI. The ARPEGE-Climat coupled model is running at MAROC-METEO super-computer each month to elaborate seasonal ensemble forecasts. Sets of 27 forecasts are initialized by 9 atmospheric analysis, taken from ECMWF database, and 3 ocean analysis (PSY2G3R3) issued from MERCATOR center.

We also try to exploit the sources of predictability contained in the sea surface temperature (SST) by statistical methods when it is possible. We note, however, that this influence is not the same from one region to another or throughout all the year.

NB: All dynamical forecasts are experimental.

Synthesis:
































The analysis of current circulation, sea surface temperature and dynamical/statistical models outputs show probably for February-March-April 2015:

- For temperature:
 - ✚ Above normal conditions over north African countries


NB: Precipitation forecasts are given for September to May (the main rainy season). Temperature forecasts are given for January to December.

**Tables summarizing seasonal forecast for February-March-April 2015
in North Africa**

1. Seasonal temperature forecast

Model/multi-model	Morocco	Algeria	Tunisia	Libya	Egypt
<i>ARPEGE-Climat</i>					
<i>ECMWF</i>	 C  Elsewhere	 NE  Elsewhere			 SE  Elsewhere
<i>UK Met-Office</i>	 N  S			 SE  Elsewhere	 SW  Elsewhere
<i>IRI</i>					
<i>Statistical model</i>					
Synthesis	Probably above normal conditions	Probably above normal conditions	Probably above normal conditions	Probably above normal conditions	Probably above normal conditions

Legend



N :North ; S:South ; W:West ; E:East ; C:Center