

Royaume du Maroc

Ministère délégué auprès du Ministre
de l'Énergie des Mines de l'Eau et de
l'Environnement, chargé de l'Eau
Direction de la Météorologie Nationale



المملكة المغربية
الوزارة المنتدبة لدى وزير
الطاقة و المعادن و الماء و البيئة
المكلفة بالماء
مديرية الأرصاد الجوية الوطنية

SEASONAL FORECAST OUTLOOK for RCC-North Africa MAY-JUNE-JULY 2015 issued APRIL 2015

Seasonal forecast outlook for North Africa RCC domain is based on the ARPEGE-Climat coupled model output jointly with seasonal forecasts issued from ECMWF, UK Met-Office and IRI. The ARPEGE-Climat coupled model is running at MAROC-METEO super-computer each month to elaborate seasonal ensemble forecasts. Sets of 27 forecasts are initialized by 9 atmospheric analysis, taken from ECMWF database, and 3 ocean analysis (PSY2G3R3) issued from MERCATOR center.

We also try to exploit the sources of predictability contained in the sea surface temperature (SST) by statistical methods when it is possible. We note, however, that this influence is not the same from one region to another or throughout all the year.

NB: All dynamical forecasts are experimental.
































Synthesis:

The analysis of current circulation, sea surface temperature and dynamical/statistical models outputs show probably for May-June-July 2015:

- For temperature:
 - ✚ Above normal conditions over north African countries excepted atlantic coasts of Morocco

NB: [Precipitation forecasts are given for September to May \(the main rainy season\). Temperature forecasts are given for January to December.](#)

**Tables summarizing seasonal temperature forecast for May-June-July 2015
in North Africa**

| Model/multi-model | Morocco | Algeria | Tunisia | Libya | Egypt |
|--------------------------|---|--|--|--|---|
| <i>ARPEGE-Climat</i> |  C  Atlantic coast |  |  |  N  S |  NW  Elsewhere |
| <i>ECMWF</i> |  Atlantic coast  Elsewhere |  N  Elsewhere |  |  |  |
| <i>UK Met-Office</i> |  N  S |  |  |  |  |
| <i>IRI</i> |  |  |  |  |  |
| <i>Statistical model</i> |  |  |  |  |  |
| Synthesis | Probably above normal conditions excepted atlantic coast | Probably above normal conditions | Probably above normal conditions | Probably above normal conditions | Probably above normal conditions |

Legend



N :North ; S:South ; W:West ; E:East ; C:Center